

Efficient temporary lighting for improved productivity

The HiLight range offers you a wide variety of choices, so you can choose the right lighting tower for your application. We supply to a multiple range of industries with a flexible and dynamic approach to operations, addressing efficiency and safety on site. You can also be assured of the robust build quality and compact size for which Atlas Copco is globally recognized.

We have really put our innovation stamp on LED technology. The lenses in our LED light towers have a very special optic designed specifically for the toughest and most demanding conditions.

This innovative, fully directional, LED lens design means we maximize the light coverage and reduce “lighting waste”. A single HiLight tower can cover an area of up to 6.000 m² with a with an average of 20 luxes of brightness —ensuring a brighter, safer and more productive site.

HiLight provides you with a full portfolio of innovative and easy-to-use light towers for an energy-efficient light coverage that will help you boost your operational productivity while meeting environmental and safety standards.



Building a brighter future with solar energy

The HiLight S2+ uses solar radiation as an energy source, providing silent and cleaner operations in construction projects, mining, oil and gas, and event sites.



HiLight BI+ 4

Where autonomy meets efficiency

The innovative light tower incorporates state-of-the-art surface mount device (SMD) LED lighting technology and lithium-ion batteries to provide excellent performance and efficiency. It will enable you to reduce carbon footprint and operating costs while improving sustainability levels –both environmentally and in business.

Combining the use of lithium-ion batteries with a low-consumption Stage V diesel engine, the new HiLight BI+ 4 light tower offers users maximum flexibility as it has four operating modes. When running solely on the batteries, it provides you with up to 19 hours of silent and emission-free operations. And, in hybrid mode, it offers the lowest average fuel consumption in its class with 0,29l/h. Thanks to the incorporation of a battery, you can reduce up to seven tonnes of CO2 per unit, per year.

With a 60% reduction in engine runtime, service intervals are three times longer than light towers that run solely on diesel. The HiLight BI+ 4 requires minimal maintenance every 1,500 hours of lighting, so users can save on costs associated with servicing.

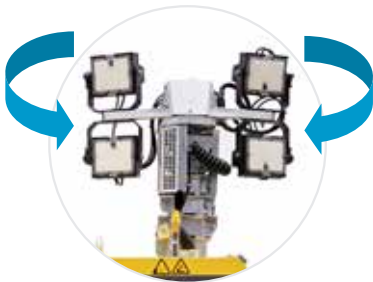
The HiLight BI+ 4 has four floodlights providing 150W power to reliably cover 4,000m². With a fully hydraulic mast lifting and electric mast rotation, it is 15% lighter than any other hybrid light tower and you can fit up to 22 units on a standard 13-metre Eurotruck.



New

SMD LED floodlights

The **HiLight BI+ 4** offers maximum flexibility with four operating modes: it can be powered directly from mains electricity, from its lithium-ion batteries, from its diesel engine, or from a hybrid setting to make the most of the energy available.



Electric mast rotation



Four different operational modes



UP TO
7 TON CO₂ REDUCTION*

UP TO
19 HOURS
OF BATTERY
AUTONOMY

*Per year and unit

INCREASED
PERFORMANCE
UP TO **40%***

SERVICE
INTERVAL*
1500
HOURS

*vs LED diesel light towers

*1500 hours of lighting

ELECTRIC MAST
ROTATION AND
HYDRAULIC
LIFTING MAST



HiLight S2+

Solar-powered light tower


This user friendly solar-powered LED light tower delivers efficient, high performance, giving workers good visibility, while allowing sites to increase their level of sustainability by complying with the strictest emission and noise regulations.

The HiLight S2+ delivers 2.000 m² of light coverage, and it can be moved around and its solar panels are easy to set up; they are simply pulled out from the canopy and can be adjusted to best align with the sun's position.

The HiLight S2+ features an external control panel, and dimming function to increase autonomy efficiency.

The solar light tower provides autonomous operation. In cases where energy demand is higher than solar yield, the light tower can also be charged with any external power grid. Batteries can be recharged with solar energy in 8 hours or an external power source in just 3 hours.

This light tower offers a robust alternative for end users and rental companies operating in construction projects, mining, oil and gas and event sites. Since the unit works at temperatures from -5°C to +50°C and can operate reliably at high altitude without derating, it is also ideal for remote work sites.



Pop-up canopy and extensible solar panels

UP TO 6 TON CO₂ REDUCTION*	UP TO 11 HOURS AUTONOMY AT 100%	LIFE SPAN 50.000 Hrs
MINIMUM MAINTENANCE TIME AND COST	DIMMABLE LED 4X90W	LIGHT COVERAGE 2.000 m²

(*) compared to diesel light towers

HiLight B6+

The smart light tower

The ultra-quiet LED light tower HiLight B6+ has been designed to be seen and not heard while ensuring maximum safety on site.

Delivering operating noise levels as low as 55 dBA, the renewed version of the HiLight B6+ light tower is ideally suited to provide illumination at events, temporary public lighting or enhanced visibility at construction sites located near residential areas.

The unit is user-friendly and highly intuitive, so no specific knowledge is needed to install and operate the equipment. Dimmable LED floodlights can be adjusted to meet changing needs, while compact dimensions enhance transport economy and low maintenance requirements reduce servicing cost. All of these features combine with the market-leading capabilities of the HiLight B6+ light tower to provide a highly effective, flexible and energy-efficient lighting solution.



LIFE SPAN 50.000 <small>Hrs</small> 	LIGHT COVERAGE 6.000 m² 	SERVICE INTERVAL (HRS) 600
TRANSPORT EFFICIENCY 22 ut <small>← 13m Truck</small> 	55 dB(A) at 7 m 	START PHOTOCCELL
		WEEKLY TIMER

(*) Check availability

HiLight H6+

More than meets the eye

This light tower offers low operational costs and reduced noise levels while increasing illumination coverage. It is ideal for tough environments, such as mining and construction applications, as well as for the rental industry.

The HiLight H6+ comes with the innovative **HardHat® body**, made of medium-density polyethylene rather than metal, to protect the working components underneath from the elements. The HardHat® is **resistant to corrosion**, lightweight, crack-resistant and better able to meet the critical demands of on-site use.

It features a new generation of LED floodlights that are more efficient and provide optimal light distribution with an illumination area of up to 6.000 m² and a life expectancy of 50.000 hours. To offer the right luminosity at each moment and increased autonomy, the HiLight H6+ comes with a dimming function on the easy-to-use control panel, located in an exterior lateral of the light tower.

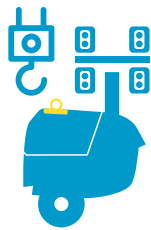
Maintenance and transport efficiency were a priority when designing the HiLight H6+. On the first front, the light tower only requires a **simple service** after 600 hours of operation which can be carried out in 40 minutes.



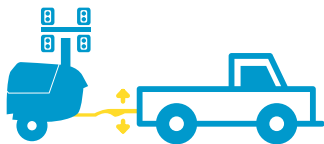
The new **HiLight H6+** can be transported in three different ways. It has an integrated lifting point, four forklift slots and three different tow bars to choose. The adjustable tow bar provides **flexibility**, as it allows users to handle and transport the HiLight H6+ easily while towing with vans, trucks, and pick-ups.



Forklift slots



Integrated lifting point



Straight / Foldable / Adjustable tow bar



One side service



HardHat®
BODY



UP TO
40% LESS
FUEL AND CO₂
EMISSIONS*



-5dB(A)
LOWER
NOISE

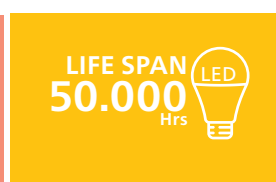
55
dB(A)



40Min
EVERY 600Hrs



LIGHT
COVERAGE
6.000 m²



LIFE SPAN
50.000
Hrs

*with dimming function

HiLight V4+ and HiLight V5+

The HiLight V4+ and the HiLight V5+ include a HardHat® canopy as standard, which ensures maximum protection of internal parts. This range of light towers is suited for multiple drop rental applications and provides users with a **robust and easy-to-transport set of lighting options that match any site requirements**. Thanks to its compact dimensions, 16 units can be loaded on a 13-metre truck. The extended safety features also guarantee the protection of bulbs during transportation.



LIGHT COVERAGE
4.000 m²

200 HOURS RUNTIME
(110 L FUEL TANK)

0,5 l/h

SERVICE INTERVAL (HRS)
600

63 dB(A) at 7 m

LIGHT COVERAGE
5.000 m²

Spillage free frame

0,7 l/h


(*) Available in 50 and 60Hz Tier4 final. Trailer comply with DOT US regulations. For EU Trailer please contact Atlas Copco representative.


HiLight V4 and V4W

The HiLight V4 offers increased serviceability with wide wing doors and all components easily accessible. Environmental considerations have also been taken into account, with a frame design that prevents oil, fluids and fuel from leaking out and contaminating the ground.


The HiLight V4W offers the best performance at **high altitudes and in the most extreme environments** — thanks to **its 8kW engine**. In addition, the larger fuel tank and low fuel consumption allow longer run times between refueling. The HardHat® canopy ensures maximum protection of internal parts.






**TRANSPORT
EFFICIENCY**
16 ut  13m Truck



 **2 l/h**


**LIGHT
COVERAGE**
4.000 m²

**METAL
HALIDE**
LIFE SPAN
6.000 Hrs 

HardHat®
technology 
Spillage free
frame 

 **90
HOURS
RUNTIME**

 **OPERATION
IN EXTREME
ENVIROMENTS** 

 **1,7 l/h**

A yellow portable lighting system is positioned on a wet pier at dusk. The system consists of a yellow generator unit on wheels, connected by a green cable to a tall, silver telescopic mast. The mast is topped with a cluster of bright, starburst-style floodlights. The pier is wet, reflecting the lights and the sky. In the background, a city skyline with various buildings and cranes is visible across a body of water under a deep blue twilight sky. A yellow circle in the upper right corner contains the text 'UP TO 15% BRIGHTER'.

UP TO
15%
BRIGHTER


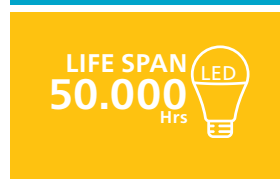
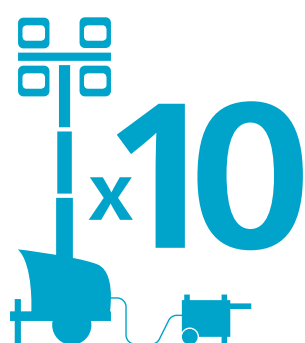


HiLight E3+

Electric light tower with HardHat®

The renewed HiLight E3+, operates reliably throughout the most demanding conditions found at construction sites, outdoor events and temporary public lighting installations. Its internal electronics, control panel and connectors are protected from the elements by the innovative HardHat® canopy, while the complete assembly, which includes a heavy-duty 7 metre mast, has a certified wind stability of 100 km/h. **Easy to plug into any power source including auxiliary power, power generators, energy storage systems or directly into the grid.**

With no mechanical parts to maintain, and no liquids, this light tower helps operators to reduce their noise and carbon emissions with a positive impact in the level of productivity on site.



*When running solely on batteries



HiLight PS 3

Battery-based

The new HiLight PS 3 offers 3.000 square meters of light coverage with an average of 20 luxes of intensity. It features four 120-watts SMD LED floodlights with a lifespan of 50.000 hours. **Designed to be powered by a ZBP 2000 energy storage system, it comes with two 200-watts foldable solar panels and it can also be fed by an external power source.**

With a compact design for improved transport efficiency, the HiLight PS 3 is light and built to last. It stands winds of up to 50 km/h without straps or fixing systems, and IP67 and IK10-certified floodlights.



LIGHT COVERAGE 3.000 m ²	COMPACT FOOTPRINT
PLUG & LIGHT	EASY TO TRANSPORT






HiLight PE 3

Portable and efficient

Featuring four SMD LED floodlights, the HiLight PE 3 offers **3.000 m³ of light coverage** and **150 lm/W of luminous efficacy**. With a dimming function included in the driver control and Wi-Fi connection to operate the unit, it has its own ergonomic case for improved transportability. This plug & light solution is extremely flexible, with a temperature operational range that goes from -40 to 45°C.

PLUG & LIGHT 	50km/h WIND STABILITY
LIGHT COVERAGE 3.000 m²	EMISSION-FREE OPERATIONS*

*When running solely on batteries



No access to the grid?

Suggested power sources; iP and P generators

- ☒ Perfect fit
- ☒ Good choice

			P2000i	P2500i	P3000	P3500i	P6000i	P6500	P8000	ZBP2000
			1,6 kW	2,3 kW	2,3 kW	3 kW	6 kW	5 kW	6 kW	2 kWh
	HiLight PE 3	LED 4x120W	3	4	4	6	12	10	12	1x 4h
	HiLight V3+	LED 4x120W	1	1	1	1	-	-	-	1x 4h
	HiLight E3+	LED 4x160W	2	3	3	4	9	7	9	1x 3h



HiLight V2+

HiLight V3+

These electric plug & light solutions provide flexible lighting options for a wide range of applications. The HiLight V2+ and V3+ come with a robust steel frame with PE bumpers.

These bumpers are designed to the same standards as the HardHat® Canopy.



E-LED



E-LED

PLUG & LIGHT



EASY TO
TRANSPORT



LIGHT
COVERAGE

2.000 m² v2+
3.000 m² v3+



LIFE SPAN
50.000
Hrs




(*) CE models, please consult

Choose the one that best fits your needs

	Segments	Energy Efficiency	Running hours	Area coverage	Easy movement	Lamps durability	Service interval	Transport efficiency
HiLight BI+ 4	Industry, events, construction, rental, quarry, mining	●	●	●	●	●	●	●
HiLight S2+	Construction, quarry, events, rental	●	○	○	●	●	●	○
HiLight E3+	Industry, agriculture, events, construction, rental	●	○	○	●	●	●	●
HiLight PE 3	Events, rental	●	○	○	●	●	●	●
HiLight V3+	Agriculture, events, construction	●	○	○	●	●	●	●
HiLight H6+	Construction, rental, quarry, mining	●	●	●	●	●	●	●
HiLight B6+	Industry, rental, construction, quarry, mining	●	●	●	○	●	●	●
HiLight V5+	Rental, quarry, mining	●	●	●	●	●	●	●
HiLight V4+	Rental, quarry, mining	●	●	●	●	●	●	●
HiLight V4	Quarry, mining	○	○	●	●	○	○	●
HiLight V4W	Quarry, mining	○	○	●	●	○	○	○

● Best choice ○ Suitable

What's unique about our LED technology?





- LED HiLight tower lamps have an aluminum casting which provides heavy duty protection, even during transportation.
- The LED lamps have a high CRI (Color Rendering Index) score (> 85 out of 100).
- The directional optics of the LED HiLight range offer incredible light distribution.
- Our LED HiLight towers offer up to 6.000 square-metres of light coverage with an average level of 20 luxes.
- LED lamps have a life expectancy of more than 50.000 hours.
- Our LED technology enables us to set the industry benchmark when it comes to fuel efficiency.

HiLight LED Saving per Year (per unit, 1500h, compared to a metal halide light tower)












(*) Savings will vary depending on comparison models.

									
		SOLAR		HYBRID	DIESEL				
									
		HiLight S2+	HiLight PS 3	HiLight BI+ 4	HiLight H6+	HiLight B6+	HiLight V4+	HiLight V5+	HiLight V4
Light coverage m2 		2000 (average 20 luxes)	3000 (average 20 luxes)	4000	6000	6000	4000 (average 20 luxes)	5000	4000
Lamps 		LED	LED	LED	LED	LED	LED	LED	Metal halide
Mast 		Vertical manual	Vertical manual	Vertical hydraulic	Vertical hydraulic	Vertical hydraulic	Vertical manual	Vertical manual	Vertical manual
Features 		Solar	Working with ZBP2000, Dimming, WiFi connection, Trolley and 2x200W foldable solar pane	Hybrid, 4 operation mode, Electrical mast rotation, can be used in 60Hz, without output socket	HardHat® body	Compact box	HardHat® canopy	HardHat® canopy	HardHat® canopy
Performance data									
Rated frequency	Hz	50 60	50 60	50	50	50 60	50 60	50 60	50 60
Rated voltage	VAC	230 240	100-277V	230 (Input)	230	230 120	230 120	230 120	230 120
Rated power (PRP)	kW	-	0,48	1,4	2,3	2,3 2,4	2,3 2,4	2,3 2,4	5,5 6
Operating temperature (min/max)	°C	-5/50	-10/50*	-10 / 50	-20 / 40	-20 / 40	-25 / 50	-25 / 50	-25 / 49
Sound power level (LwA)	dB(A)	-		81	82	82	88	86	92 94
Sound pressure level (LpA) at 7m	dB(A)	-		53	55	55	65	63	71 73
Energy Source									
Type		Solar	Solar	Hybrid	Diesel	Diesel	Diesel	Diesel	Diesel
Model		-		Kubota Z482	Kubota Z482	Kubota Z482	Kubota Z482	Kubota Z482	Kubota Z482
Speed	rpm	-		1500	1500	1500 1800	1500 1800	1500 1800	3000 3600
Rated net output (PRP)	kW	-		2,7	2,7	2,7 3	2,7 3	2,7 3	6,9 8,1
Coolant		-		Water	Water	Water	Water	Water	Water
Number of cylinders		-		2	2	2	2	2	2
Alternator									
Model		-	-	NSM	Linz Alumen 5B"	Meccalte LT3/75 ACA132BL"	"Atlas Copco ACA132B"	"Atlas Copco ACA132B"	Sincro EK 2 MCT
Rated output	kVA	-	-	4,5	3,5 4,5	3,5 4,5 3 4	3 4	3 4	6 7,5
Insulation / Enclosure protection	class/IP	-		H / 21	H / 21	H / 21 H / 23"	H / 23	H / 23	H / 23
Fuel Consumption									
Fuel tank capacity	l	-		180	120	130	110	110	110
Autonomy	h	11 22		614	180	200	305 297	137 145	57 50
Power output									
Auxiliary power	kW	-	-	Optional	1,2	1,2	1	1	1,4 2
Lights									
Floodlights		LED	LED	LED	LED	LED	LED	LED	Metal halide
Wattage	W	4 x 90	4 x 120	4 x 150	4 x 350	4 x 350	4 x 250	4 x 350	4 x 1000
Mast									
Type		Manual	Manual	Hydraulic	Hydraulic	Hydraulic	Manual vertical, 5 section	Manual vertical, 5 section	Manual vertical, 5 section
Rotation	degrees	340	360	340	340	340	360	360	360
Maximum height	m	7	3	8	8	8	7,5	7,5	7,5
Maximum wind speed	km/h	80	50	80	80	80	80	80	80
Enclosure and trailer									
Type		Trailer with 4 point leveling system	Trolley with a Mast and 2x200W solar Panel to be used with ZBP2000	-	EU Road homologated fix or adjustable towbar, or site trailer	-	Site Trailer with 4 point leveling system	EU Road homologated or Site Trailer with 4 point leveling system	EU Road homologated or Site Trailer with 4 point leveling system
Base frame		Galvanized	-	Spillage free frame					
Enclosure		Galvanized steel canopy and powder coating paint	Main body carbon steel gray powder coated + stainless steel	Galvanized steel canopy and powder coating paint	HardBody®	Galvanized steel canopy and powder coating paint	Gull-wing HardHat® doors		
Dimensions and weight									
Dimensions in transport Fix Towbar(L x W x H)	m	3,55 x 1,7x 2,3	1 x 0,72 x 1,22	1,18 x 1,16 x 2,59	2,09 x 1,29 x 2,5	1,16 x 1,16 x 2,5	1,67 x 1,10 x 2,50	1,67 x 1,10 x 2,50	1,67 x 1,10 x 2,50
Weight	kg	1204	125	1005	995	980	702	702	670

(*) CE models, please consult



		ELECTRIC				
						
		HiLight V4W	HiLight E3+	HiLight PE 3	HiLight V2+	HiLight V3+
Light coverage m ²		4000	3000 (average 12 luxes)	3000 (average 20 luxes)	2000 (average 10 luxes)	2500 (average 10 luxes)
Lamps		Metal halide	LED	LED	LED	LED
Mast		Vertical manual	Vertical manual	Vertical manual	Vertical manual	Vertical manual
Features		HardHat® canopy	Electric	Electric, Dimming, WiFi connection and plastic case for transport. IP67 IK10	Electric	Electric
Performance data						
Rated frequency	Hz	50 60	50 60	50 60	50	50
Rated voltage	VAC	230 120	230 120	100-277V	230	230
Rated power (PRP)	kW	6 8	-	0,48	-	-
Operating temperature (min/max)	°C	-25 / 50	-	-40 / 45	-	-
Sound power level (LwA)	dB(A)	87 89		-		
Sound pressure level (LpA) at 7m	dB(A)	63 64		-		
Energy Source						
Type		Diesel	Electric	Electric	Electric	Electric
Model		Kubota Z482	-	-	-	-
Speed	rpm	1500 1800	-	-	-	-
Rated net output (PRP)	kW	2,7 3	-	-	-	-
Coolant		Water	-	-	-	-
Number of cylinders		2	-	-	-	-
Alternator						
Model		Atlas Copco DP06/AG164	-	-	-	-
Rated output	kVA	6 8	-	-	-	-
Insulation / Enclosure protection	class/IP	H / 23	-	-	-	-
Fuel Consumption						
Fuel tank capacity	l	160				
Autonomy	h	90				
Power output						
Auxiliary power	kW	2				
Lights						
Floodlights		Metal halide	LED	LED	LED	LED
Wattage	W	4 x 1000	4 x 160, 1 x 500	4 x 120	320	4 x 120
Mast						
Type		Manual vertical, 5 section	Manual	Manual	Manual	Manual
Rotation	degrees	360	0	360	0	0
Maximum height	m	7,5	7	3	5	5
Maximum wind speed	km/h	80	80	50	50	50
Enclosure and trailer						
Type		EU Road homologated or Site Trailer with 4 point leveling system	-	Manual mast with plastic case for transport	Heavy Duty Trailer with bumpers in PE	
Base frame		Spillage free frame	Galvanized	-	-	-
Enclosure		Gull-wing HardHat® doors	HardHat® canopy	-	-	-
Dimensions and weight						
Dimensions in transport Fix Towbar(L x W x H)	m	1,8 x 1,35 x 2,97	1,13 x 0,76 x 2,2	1,19 x 0,53 x 0,20	1,1 x 0,85 x 2	1,1 x 0,85 x 2
Weight	kg	826	276	30	110	110

(*) CE models, please consult

Product portfolio

ENERGY STORAGE SYSTEMS

EXTRA SMALL
2–10 kVA



SMALL
15–150 kVA



MEDIUM
200–500 kVA



FAST CHARGER
160 kW



GENERATORS

PORTABLE
1,6–12 kVA

StageV



SPECIALIZED
9–660* kVA

StageV



VERSATILE
9–1250* kVA



LARGE POWER
800–1450 kVA

StageV



*Multiple configurations available to produce power for any size application

DEWATERING PUMPS

ELECTRIC SUBMERSIBLE
up to 18 000 l/min



ELECTRIC SELF-PRIMING CENTRIFUGAL
833–23.300 l/min

StageV



SELF-PRIMING CENTRIFUGAL
833–23.300 l/min



LIGHT TOWERS

DIESEL

StageV



BATTERY



ELECTRIC



ONLINE SOLUTIONS

FLEETLINK

Intelligent telematics is a system that helps optimize fleet usage and reduce maintenance, ultimately saving time and cutting operating costs.



PUMP SIZING CALCULATOR

With a few inputs, this pump sizing calculator will help you to compare dewatering submersible models and find the right one for you.



LIGHT THE POWER: YOUR SIZING TOOL

A useful calculator to help you choose the best solution for your power and light needs.

