

Excavator attachments

Demolition, recycling and earth-moving.
Experience our Hydraulic Attachment Tools.



Product overview

Meet our Hydraulic Attachment Tools.
Built with technology that makes
them light, compact and more
powerful than ever.



SB
55–1,060 kg



MB
750–1,650 kg



HB
2,000–10,000 kg



Hydraulic Breakers

pages 8–13



ER & ERC
110–7,000 kg



Options for ER & ERC – e.g.
Water spraying system



Cutting Wheels



ER-L
250–1,800 kg



Drum Cutters

pages 14–21



Demolition



Earth-moving



Recycling



ADU
280–2,050 kg



Auger Drive Units

pages 22–23



HC
160–1,400 kg



Hydraulic Compactors

pages 24–25



CB
320–7,400 kg



Concrete Busters

pages 26–27



CC
1,600–7,100 kg



Combi Cutters

pages 28–29



DP
2,130–2,930 kg



Demolition Pulverizers

pages 30–31



BP
2,090–3,790 kg



Bulk Pulverizers

pages 32–33



MG
90–5,300 kg



Multi Grapples

pages 34–35



SC
2,500–8,250 kg



Steel Cutters

pages 36–37



HM
1,550–2,000 kg



Hydro Magnets

pages 38–39



BC
2,250–6,050 kg



Bucket Crushers

pages 40–41



BS
1,710–2,450 kg



Bucket Screener

pages 42–43







HATCON. A new level of control.

HATCON (Hydraulic Attachment Tools Connectivity) enables next level fleet management by monitoring operating hours, location and service intervals of your tools. By logging in to My Epiroc, on either your computer or phone, you'll have access to all your data and get notifications when it's time for service.

HATCON is available factory mounted or as a retrofit kit for premium range breakers and drum cutters.

The data from HATCON provides a new level of control. Making sure the utilization is evenly distributed, optimizing transport and increasing uptime with pre-planned service stops has never been easier. With connected tools, efficiency and ultimately profitability will increase. The GPS-function is also a good contribution to your anti-theft system.

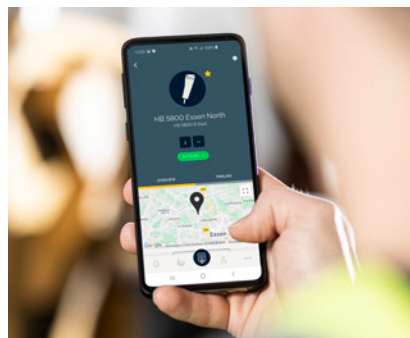
Epiroc is constantly striving towards giving you the solutions you need to succeed today and the technology to lead tomorrow. By adding HATCON to our offer we want to strengthen your business and help you protect your investment.



Visit www.epiroc.com/hatcon



or www.my.epiroc.com for more information.



A solid choice

Solid Body Breakers are perfect for demolishing light concrete structures and asphalt pavements, both outdoors and indoors, performing earthworks, scaling in underground operations, and cleaning ladles and converters in foundries.

Energy recovery automatically utilizes the piston recoil energy to reduce vibration levels with the simultaneous increase of performance.

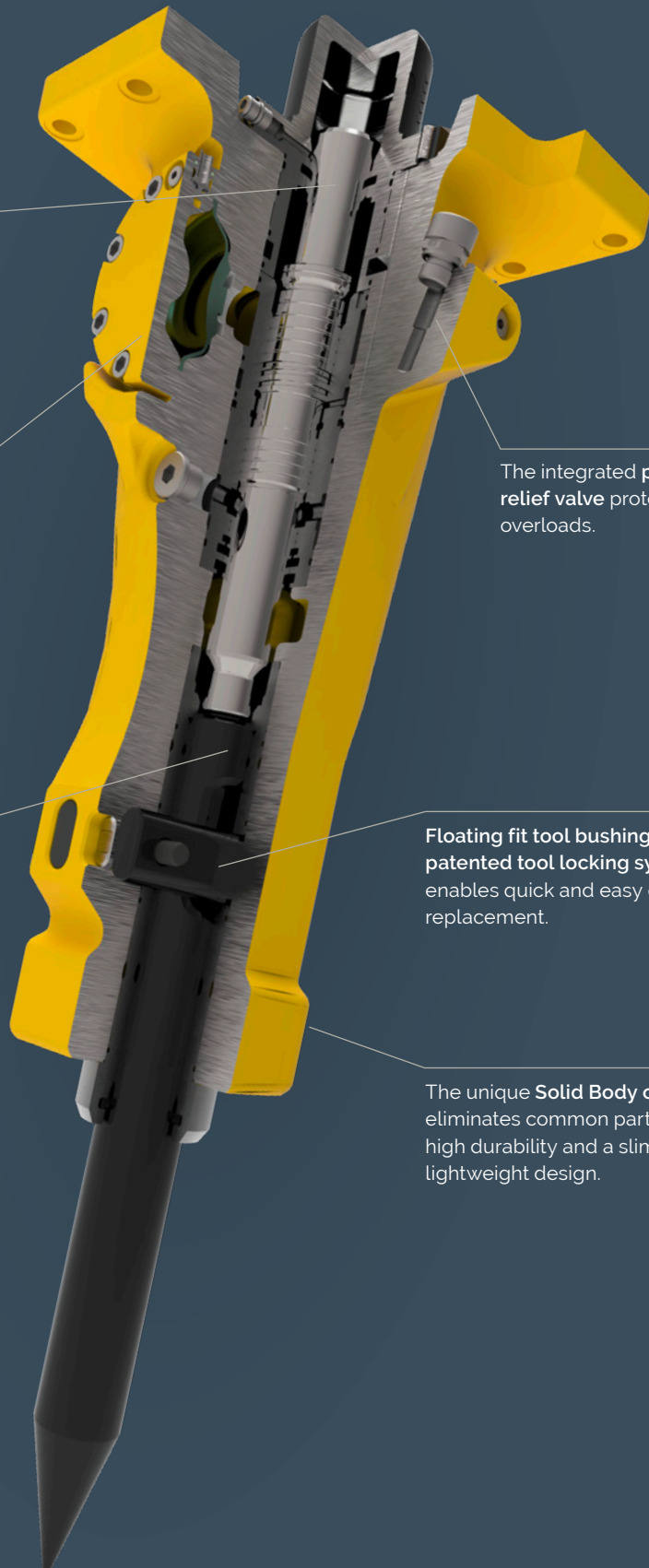
Maintenance-free high-pressure accumulator with a **patented diaphragm support** delivers consistent performance and high reliability.

The optional automatic lubrication systems **ContiLube® II micro** (SB 52–552) and **ContiLube® II** (SB 702–1102) optimize the lubrication procedure and reduce maintenance and standstills to a minimum.

The integrated **pressure relief valve** protects against overloads.

Floating fit tool bushing with a **patented tool locking system** enables quick and easy on-site replacement.

The unique **Solid Body concept** eliminates common parts to enable high durability and a slim, compact, lightweight design.

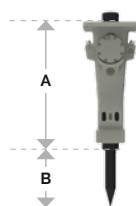


SB range		SB 52	SB 102	SB 152	SB 202	SB 302	SB 452	SB 552	SB 702	SB 1102
Carrier weight class ¹⁾	t	0.7-11	11-3	1.9-4.5	2.5-6	4.5-9	6.5-13	9-15	10-17	13-24
Service weight ²⁾	kg	55	90	140	200	300	440	520	720	1,060
Tool diameter	mm	40	45	50	65	80	95	100	105	120
Max. hydraulic input power	kW	7	9	11	17	20	25	29	34	40
Oil flow rate	l/min	12-27	16-35	25-45	35-65	50-80	55-100	65-115	80-120	100-135
Operating pressure	bar	100-150	100-150	100-150	100-150	100-150	100-150	100-150	120-170	130-180
Impact rate	bpm	750-1,700	750-2,300	850-1,900	850-1,800	600-1,400	550-1,250	650-1,150	600-1,050	550-850
Sound power level guaranteed ³⁾	dB(A)	117	115	114	118	119	122	126	122	123
A	mm	444	571	686	727	807	849	919	1,012	1,166
B	mm	255	265	280	330	400	470	495	520	610

¹⁾ Weights apply to standard carriers only. Any variances must be agreed with Epiroc and/or the carrier manufacturer prior to attachment.

²⁾ Attachment with standard working tool & average-sized adapter plate.

³⁾ EN ISO 3744 in accordance with directive 2000/14/EC



The slim and compact design makes the SB range perfect for working in confined spaces such as inside buildings, along walls or in narrow trenches.



Good vibes only


The Medium Breakers are ideal for concrete and asphalt demolition work, secondary rock breaking and primary rock excavation on construction sites.

The automatic lubrication system **ContiLube® II** optimizes the lubrication procedure and reduces maintenance and standstills to a minimum.

The **VibroSilenced Plus** concept with non-metallic suspension of percussion mechanism in the fully-sealed box reduces noise and vibration levels.

Energy recovery automatically utilizes the piston recoil energy to reduce vibration levels and improve performance.

The optional active two-stage sealing system **DustProtector II** extends the service life of components and lowers grease consumption.



The piston stroke length system **AutoControl** automatically adjusts the output balance during operation thus optimizing performance.

Short stroke mode in soft material

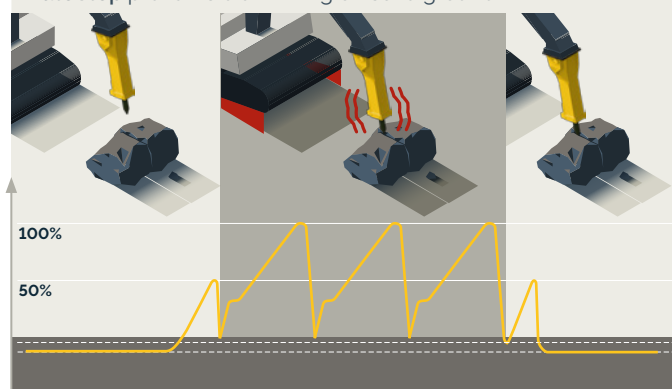
Impact energy  Normal impact energy
Impact rate  High impact rate

Long stroke mode in hard material

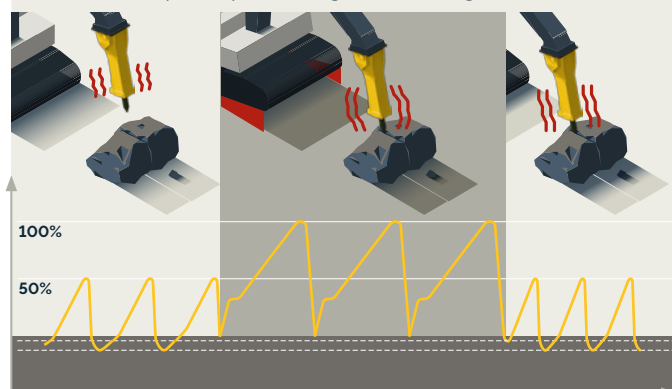
Impact energy  High impact energy
Impact rate  Normal impact rate

The patented **StartSelect** system enables the operator to adjust the start-up & shutdown behaviour depending on ground conditions.

AutoStop prevents blank firing on solid ground.



AutoStart simplifies positioning in unstable ground conditions.




The Medium Breakers are made for a variety of applications, combining efficiency with high performance.

MB range		MB 750	MB 1000	MB 1200	MB 1500	MB 1650
Carrier weight class ¹⁾	t	10–17	12–21	15–26	17–29	19–32
Service weight ²⁾	kg	750	1,000	1,200	1,500	1,650
Tool diameter	mm	100	110	120	135	140
Max. hydraulic input power	kW	34	39	42	46	51
Oil flow rate	L/min	80–120	85–130	100–140	120–155	130–170
Operating pressure	bar	140–170	160–180	160–180	160–180	160–180
Impact rate	bpm	370–840	350–750	340–680	330–680	320–640
Sound power level guaranteed ³⁾	dB(A)	117	120	120	121	121
Standard version						
A	mm	1,320	1,458	1,494	1,550	1,573
B	mm	510	570	600	635	670
DustProtector II version						
A	mm	1,400	1,548	1,580	1,630	1,673
B	mm	430	480	515	555	570

¹⁾ Weights apply to standard carriers only. Any variances must be agreed with Epiroc and/or the carrier manufacturer prior to attachment.

²⁾ Attachment with standard working tool & average-sized adapter plate.

³⁾ EN ISO 3744 in accordance with directive 2000/14/EC



A breakthrough performance


Our Heavy Breakers are highly adapted for primary blast-free rock excavation and secondary rock breaking on construction sites and in quarries, surface and underground mines as well as primary demolition of massive reinforced concrete structures.

The automatic lubrication system **ContiLube® II** optimizes the lubrication procedure and reduces maintenance and standstills to a minimum.

Energy recovery automatically utilizes the piston recoil energy to reduce vibration levels and improve performance.

The **VibroSilenced Plus** concept with non-metallic suspension of percussion mechanism in the fully-sealed box reduces noise and vibration levels.

The optional active two-stage sealing system **DustProtector II** extends the service life of components and lowers grease consumption.



The built-in pressure cut-off valve **PowerAdapt** prevents overloading.

The piston stroke length system **AutoControl** automatically adjusts the output balance during operation thus optimizing performance.

Short stroke mode in soft material

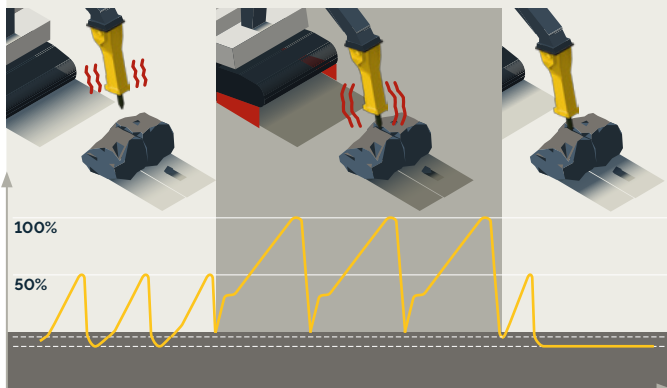
Impact energy  Normal impact energy
Impact rate  Short impact rate

Long stroke mode in hard material


Impact energy  High impact energy
Impact rate  Normal impact rate

The patented **Intelligent Protection System (IPS)** automatically adjusts the start-up & shutdown behaviour during operation combining easy positioning with maximum blank firing protection.

IPS combines the benefits of both AutoStart and Auto-Stop: easy positioning and blank firing protection.



The robust design and high durability make the Heavy Breakers suitable for the toughest jobs.



HB range		HB 2000	HB 2500	HB 3100	HB 3600	HB 4100	HB 4700	HB 5800	HB 7000	HB 10000
Carrier weight class ¹⁾	t	22–38	27–46	32–52	35–63	40–70	45–80	58–100	70–120	85–140
Service weight ²⁾	kg	2,000	2,500	3,100	3,600	4,100	4,700	5,800	7,000	10,000
Tool diameter	mm	145	155	165	170	180	190	200	210	240
Max. hydraulic input power	kW	57	66	81	90	96	108	117	135	159
Oil flow rate	l/min	150–190	170–220	210–270	240–300	250–320	260–360	310–390	360–450	450–530
Operating pressure	bar	160–180	160–180	160–180	160–180	160–180	160–180	160–180	160–180	160–180
Impact rate	bpm	300–625	280–580	280–560	280–560	280–550	280–540	280–480	280–450	250–380
Sound power level guaranteed ³⁾	dB(A)	120	121	120	123	124	126	121	121	123
Standard version										
A	mm	1,861	2,042	2,209	2,274	2,359	2,454	2,580	2,855	–
B	mm	635	640	675	700	750	790	815	835	–
DustProtector II version										
A	mm	1,926	2,087	2,254	2,318	2,404	2,509	2,635	2,905	3,142
B	mm	570	600	630	650	705	730	760	785	800

¹⁾ Weights apply to standard carriers only. Any variances must be agreed with Epiroc and/or the carrier manufacturer prior to attachment.

²⁾ Attachment with standard working tool & average-sized adapter plate.

³⁾ EN ISO 3744 in accordance with directive 2000/14/EC

Working side by side

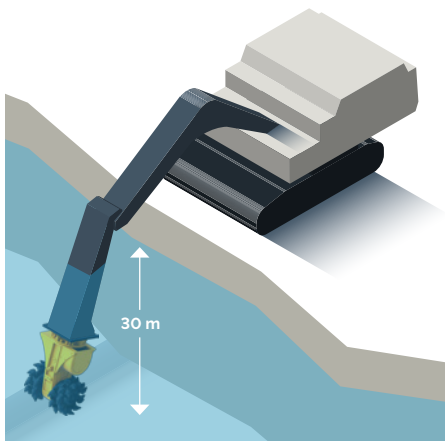
Transverse Drum Cutters are an excellent choice for rock or concrete wall and surface profiling, trenching, soft rock and frozen soil excavation and demolition.

Extremely **robust spur gears** for optimum energy transmission and reliability

QuickSnap retaining system (ER 600-3000) for quick and easy pick changing

Large variety of **cutting heads** for various applications available

Robust housing design with **HARDOX** wear protection for higher uptime




Can be used up to 30 meters underwater without additional installation or modification.

ER range		ER 40X	ER 50X	ER 50	ER 100X	ER 100	ER 250X	ER 250	ER 600
Carrier weight class ¹⁾	t	0.6–2	1–3	1–3	3–7	3–7	8–15	8–15	10–18
Service weight ²⁾	kg	110	170	200	330	350	520	570	900
Product weight	kg	90	130	160	290	310	450	500	820
Nominal power	kW	13	18	18	30	30	45	45	65
A	mm	495	610	615	805	805	940	965	1,130
B	mm	400	400	500	500	610	600	685	795
C	mm	225	225	240	370	370	400	450	575
Rotational speed	rpm	130	150	150	115	115	90	90	80
Optimum oil flow ³⁾	L/min	17–22	25–38	25–38	52–62	41–62	60–85	60–85	120–150
Max. torque ⁴⁾	Nm	960	1,420	1,420	3,000	3,000	5,200	5,200	10,100
Max. cutting force ⁴⁾	N	8,530	12,620	11,850	16,200	16,200	26,000	23,200	35,100
Pick shaft diameter	mm	11.4	11.4	15	20	20	20	22	25
Number of picks	pcs	40	40	56	44	64	44	44	48
Max. oil flow ⁵⁾	L/min	40	60	60	90	90	100	100	170
Max. operating pressure	bar	350	350	350	350	350	350	350	350

1) Weights apply to standard carriers only. Any variances must be agreed with Epiroc and/or the carrier manufacturer prior to attachment.

2) Attachment with standard picks & average-sized adapter plate. 3) Various motor variants available per model. 4) at 350 bar 5) at 10 bar



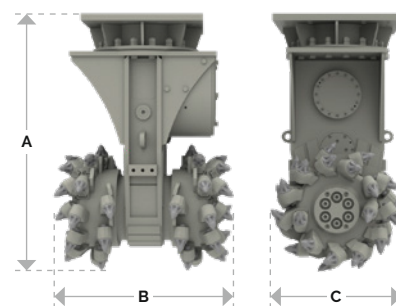
Mechanical **360° rotatable bracket** (ER 50-3000) with central fixing bolt for easy positioning of drum cutter

Adoptable high torque **gear motor** for higher productivity and motor lifetime



High load resistant **output shaft bearing system** with lubrication-free slide ring seal system

Pick sleeves (ER 1500-5500) are replaceable



ER range		ER 650	ER 1500X	ER 1500XL	ER 1700	ER 2000X	ER 2000	ER 3000	ER 5500
Carrier weight class ¹⁾	t	15-28	20-40	20-40	30-50	35-50	35-50	50-70	70-125
Service weight ²⁾	kg	1,200	2,000	2,100	2,450	2,700	2,900	4,000	7,000
Product weight	kg	1,050	1,750	1,850	2,200	2,400	2,600	3,500	6,000
Nominal power	kW	80	120	120	120	160	160	200	400
A	mm	1,250	1,425	1,425	1,425	1,600	1,600	1,650	1,970
B	mm	800	880	1,000	1,040	1,050	1,250	1,330	1,600
C	mm	585	720	720	720	720	720	805	920
Rotational speed	rpm	80	75	75	72	65	65	53	48
Optimum oil flow ³⁾	l/min	140-190	205-300	205-300	290-360	300-390	300-390	350-450	700-950
Max. torque ⁴⁾	Nm	12,400	23,400	23,400	27,900	31,500	31,500	46,800	111,500
Max. cutting force ⁴⁾	N	42,400	65,000	65,000	77,500	87,500	87,500	116,300	242,400
Pick shaft diameter	mm	30	30	30	30	30	30	38-30	38
Number of picks	pcs	44	44	48	56	56	56	64	68
Max. oil flow ⁵⁾	l/min	210	320	320	360	410	410	500	1,000
Max. operating pressure	bar	350	350	350	350	350	350	350	350

1) Weights apply to standard carriers only. Any variances must be agreed with Epiroc and/or the carrier manufacturer prior to attachment.

2) Attachment with standard picks & average-sized adapter plate. 3) Various motor variants available per model. 4) at 350 bar 5) at 10 bar

Cutting the competition

The integrated hydraulic rotation for our Drum Cutters allows for even more productive, precise and accurate work in challenging tasks.

Extremely **robust spur gears** for optimum energy transmission and reliability



QuickSnap retaining system (ERC 600-3000) for quick and easy pick changing

High load resistant **output shaft bearing system** with **lubrication-free slide ring seal system**

Large variety of cutting heads for various applications available



ERC range		ERC 50	ERC 100	ERC 250	ERC 600	ERC 650	ERC 1500X	ERC 1500XL
Carrier weight class ¹⁾	t	1-3	3-7	8-15	10-18	15-25	20-40	20-40
Service weight ²⁾	kg	340	530	950	1,280	1,760	2,700	2,800
Product weight	kg	300	490	880	1,200	1,560	2,450	2,550
Nominal power	kW	18	30	45	65	80	75	120
A	mm	795	1,085	1,325	1,500	1,665	1,870	1,870
B	mm	500	610	685	795	800	880	1,000
C	mm	240	370	450	575	585	720	720
Rotational speed	rpm	150	115	90	80	80	75	75
Optimum oil flow ³⁾	L/min	25-38	41-62	60-85	120-150	140-190	205-300	205-300
Max. torque ⁴⁾	Nm	1,420	3,000	5,200	10,100	12,400	23,400	23,400
Max. cutting force ⁴⁾	N	11,850	16,200	23,200	35,100	42,400	65,000	65,000
Pick shaft diameter	mm	15	20	22	25	30	30	30
Number of picks	pcs	56	64	44	48	44	44	48
Max. oil flow ⁵⁾	L/min	60	90	100	170	210	320	320
Max. operating pressure	bar	350	350	350	350	350	350	350
Max. oil flow (rotation) ⁵⁾	L/min	10	10	30	30	40	40	40
Max. operating pressure (rotation)	bar	160	160	160	160	160	160	160

1) Weights apply to standard carriers only. Any variances must be agreed with Epiroc and/or the carrier manufacturer prior to attachment.

2) Attachment with standard picks & average-sized adapter plate. 3) Various motor variants available per model. 4) at 350 bar 5) at 10 bar



360° endless **hydraulic rotation** allows optimal positioning and precise handling

Adoptable high torque **gear motor** for higher productivity and motor lifetime



Pick sleeves (ERC 1500-3000) are replaceable




Robust housing design with **HARDOX** wear protection for higher uptime



ERC range

		ERC 1700	ERC 2000	ERC 3000
Carrier weight class ¹⁾	t	30–50	35–55	50–70
Service weight ²⁾	kg	3,240	3,600	5,700
Product weight	kg	2,990	3,300	5,200
Nominal power	kW	120	160	200
A	mm	1,855	1,970	2,220
B	mm	1,040	1,250	1,330
C	mm	720	720	805
Rotational speed	rpm	72	65	53
Optimum oil flow ³⁾	L/min	290–360	300–390	350–450
Max. torque ⁴⁾	Nm	27,900	31,500	46,800
Max. cutting force ⁴⁾	N	77,500	87,500	116,300
Pick shaft diameter	mm	30	30	38–30
Number of picks	pcs	56	56	64
Max. oil flow ⁵⁾	L/min	400	410	500
Max. operating pressure	bar	350	350	350
Max. oil flow (rotation) ⁵⁾	L/min	40	40	60
Max. operating pressure (rotation)	bar	160	160	160

1) Weights apply to standard carriers only. Any variances must be agreed with Epiroc and/or the carrier manufacturer prior to attachment. 2) Attachment with standard picks & average-sized adapter plate. 3) Various motor variants available per model. 4) at 350 bar 5) at 10 bar



One machine – various applications

Pro bracket – rigid bracket, flexible use

The rigid intermediate bracket offers guaranteed protection for the customer investment with the usual performance. The hydraulic hoses are fed out to the back, in the centre of the extension arm protection, are subjected to less mechanical strain and are therefore better protected during work with minimal visual contact with the drum cutter in particular. Available for ER 650 – ER 2000.



HATCON – A new level of control

HATCON enables next level fleet management by monitoring operating hours, location and service intervals of your tools. Available for ER 100 – ER 5500¹.

Breathe deeply with our dust extraction systems


Water spraying system


The solution is to spray water directly onto the cutting head area so the water is applied at the actual location itself. Available for ER 40 – ER 5500¹.



Dust suction hood

For indoor use where water spraying is not possible, we also offer small drum cutter models with a dust suction hood for dry dust collection. Available for ER 40 – ER 100¹.






ER without drums

Our drum cutter allows high flexibility on site by changing just the cutting heads for different applications.


We also offer special solutions for extraordinary applications:

- Underwater Kits for applications up to 2,000 m depth
- Artic Kits for extreme low temperatures up to -50°C
- High temperature kits for working in hot environment such as in steel factories



Standard cutting head

The standard cutting head covers the most common applications.




Cutting wheel

For narrow trenches and targeted slots in rock, concrete or asphalt. Available for ER 50 – ER 3000¹.

Special heads

Brush head

For cleaning surfaces such as steel plates, concrete walls and shotcrete walls. Available for ER 40 – ER 650.



Profiling head

For a better surface finish such as for tunnel lining or diaphragm walls. Available for ER 250 – ER 3000.




Wood cutting head

For wood and tree stump grinding. Available for ER 250 – ER 650.



Mixing head

For soil mixing and conditioning in soft to medium hard grounds. Available for ER 600 – ER 2000.



High production head

For soft rock mineral excavation. Available for ER 1500 – ER 5500.



¹ Also suitable for corresponding ERC models.

Diggin' ditches

Axial Drum Cutters are designed for narrow trenching, pile head removal and gutter cleaning.



Robust housing for higher uptime

Adoptable **high torque radial piston motor** for higher productivity

Strong and **lubrication-free bearing system** for minimum downtime

Large variety of cutting heads for various applications available

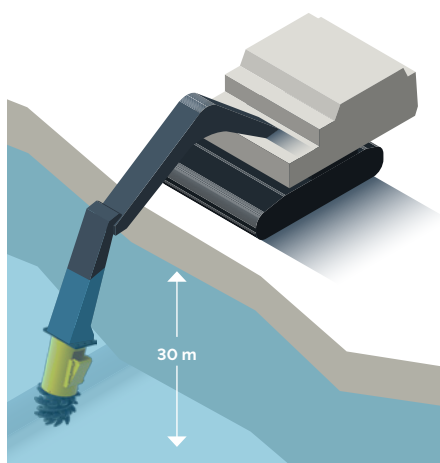
Cutter head can be replaced by auger for soft rock drilling



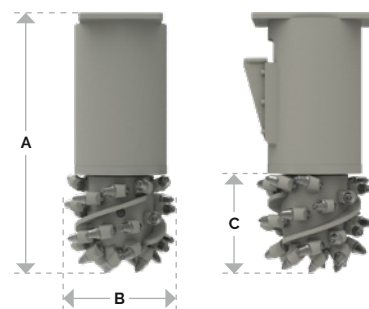
ER-L range		ER 100L	ER 250L	ER 400L	ER 450L	ER 600L
Carrier weight class ¹⁾	t	3–7	8–15	12–17	12–17	15–22
Service weight ²⁾	kg	250	410	440	450	660
Product weight ³⁾	kg	210	340	365	375	580
Nominal power	kW	30	45	65	65	65
A	mm	810	1,130	1,130	1,160	1,340
B	mm	310	355	355	380	550
C	mm	370	400	400	450	535
Rotational speed	rpm	110	90	80	80	80
Optimum oil flow ⁴⁾	l/min	52–62	60–85	120–150	120–150	120–150
Max. torque ⁵⁾	Nm	3,120	5,200	10,400	10,400	10,400
Max. cutting force ⁵⁾	N	16,900	26,000	52,000	46,200	38,900
Pick shaft diameter	mm	20	20	20	22	22
Number of picks	pcs	32	44	44	30	42
Max. oil flow ⁶⁾	l/min	90	100	170	170	170
Max. operating pressure	bar	350	350	350	350	350

1) Weights apply to standard carriers only. Any variances must be agreed with Epiroc and/or the carrier manufacturer prior to attachment.

2) Attachment with standard picks & average-sized adapter plate. 3) Various motor variants available per model. 4) at 350 bar 5) at 10 bar



Can be used up to 30 meters
underwater without additional
installation or modification.



ER-L range		ERL 700	ERL 1100	ER 1500L	ER 2000L
Carrier weight class ¹⁾	t	15–25	25–35	20–40	35–50
Service weight ²⁾	kg	700	900	1,450	1,800
Product weight	kg	600	660	1,200	1,500
Nominal power	kW	70	120	120	160
A	mm	1,230	1,270	1,440	1,500
B	mm	390	430	590	600
C	mm	450	500	680	720
Rotational speed	rpm	75	75	75	65
Optimum oil flow ³⁾	l/min	160	240–300	200–300	300–390
Max. torque ⁴⁾	Nm	11,700	23,400	23,400	33,500
Max. cutting force ⁴⁾	N	52,000	93,600	68,800	93,000
Pick shaft diameter	mm	22	30	30	30
Number of picks	pcs	30	26	24	28
Max. oil flow ⁵⁾	l/min	200	320	320	410
Max. operating pressure	bar	350	350	350	350

1) Weights apply to standard carriers only. Any variances must be agreed with Epiroc and/or the carrier manufacturer prior to attachment.

2) Attachment with standard picks & average-sized adapter plate. 3) Various motor variants available per model. 4) at 350 bar 5) at 10 bar

Know the drill

Based on our Drum Cutter technology, the auger drives are ideal for challenging soil and soft rock drilling operations.


Compact housing design for easy handling

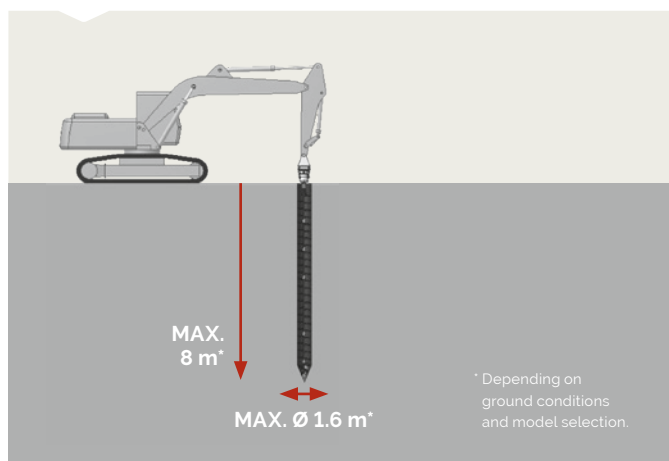
High torque radial piston motor for higher productivity

Strong and lubrication-free bearing system for minimum downtime

Quick auger exchange for high flexibility

Large variety of augers for various applications available






Soil Classifications⁵⁾

	1	Topsoil
	2	Liquid Soil
	3	Soil easy to excavate
	4	Soil medium hard to excavate
	5	Soil hard to excavate
	6	Rock easy to excavate (max. 60 MPa) & similar soil
	7	Rock hard to excavate (max. 60 MPa)



Choice of drill bits for various ground conditions



ADU range		ADU 100	ADU 250	ADU 450	ADU 600	ERL 700	ERL 1100	ADU 1500	ADU 2000
Carrier weight class ¹⁾	t	3–6	8–15	8–17	14–22	15–30	18–35	18–40	30–50
Service weight ²⁾	kg	280	420	445	750	800	1,090	1,370	2,050
Product weight	kg	240	350	370	670	700	850	1,120	1,750
Nominal power	kW	30	45	65	65	70	120	120	160
A	mm	900	810	810	1,260	1,090	1,090	1,200	1,250
B	mm	300	350	360	350	400	400	600	660
H	mm	80	80	80	80/120/160	160	160	80/120/160	120/160
Rotational speed	rpm	50–110	40–80	40–80	40–80	50–90	50–70	50–70	30–60
Optimum oil flow ³⁾	l/min	30–60	40–75	75–150	75–150	105–170	200–300	200–300	200–360
Max. torque ⁴⁾	Nm	3,120	5,200	10,400	10,400	11,700	23,400	23,400	33,500
Max. oil flow	l/min	90	85	170	170	200	320	320	400
Max. operating pressure	bar	350	350	350	350	350	350	350	350
Drilling capabilities									
Max. drilling depth	mm	3,500	5,000	5,000	6,000	6,000	7,000	7,000	8,000
Max. drilling diameter (Soil class 1–3 ⁵⁾)	mm	400	500	800	900	1,000	1,500	1,500	1,600
Max. drilling diameter (Soil class 4–5 ⁵⁾)	mm	300	400	600	700	900	1,200	1,200	1,500
Max. drilling diameter (Soil class 6–7 ⁵⁾)	mm	–	300	500	500	600	900	900	1,100

1) Weights apply to standard carriers only. Any variances must be agreed with Epiroc and/or the carrier manufacturer prior to attachment.

2) Attachment with average-sized adapter plate. 3) at 200 bar. 4) at 350 bar. 5) according to DIN 18300.

On solid ground

The Hydraulic Compactors are designed for effectively compacting soil in trenching, ground levelling, embankment construction, driving in and pulling out posts, sheet piling and other formworks.

Optional 360° endless **hydraulic rotation** allows optimal positioning and precise handling (HC 350-1050).

The integrated **flow and pressure control valve** prevents overloading.

Optional **backfill blades** for clearing and moving soil.

To improve force distribution and thus lessen the strain, the **outward shock mounts** are tilted 15°.

No need for manual greasing thanks to the **permanent oil splash lubrication**.


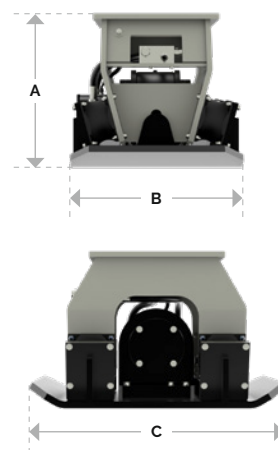


HC range			HC 150 ³⁾	HC 350 ³⁾	HC 450 ³⁾	HC 850 ³⁾	HC 1050 ³⁾
Static version							
Carrier weight class ¹⁾	t		1-3	3-8	4-9	9-20	20-40
Service weight ²⁾	kg		160	320	430	880	1,130
Product weight	kg		140	286	400	828	1,044
A	mm		486	623	622	764	786
B	mm		295	475	610	710	864
C	mm		721	846	929	1,272	1,364
Rotating version							
Carrier weight class ¹⁾	t		-	4-8	5-9	9-20	20-40
Service weight ²⁾	kg		-	440	550	1,055	1,400
Product weight	kg		-	408	522	1,003	1,304
A	mm		-	913	912	1,054	1,088
B	mm		-	475	610	710	864
C	mm		-	846	929	1,272	1,364
Static and rotating version							
Frequency	t		1.4	2.3	3.6	7.3	10.5
Force	kN		13.7	22.6	35.3	71.6	103
Compaction coverage	m ²		0.17	0.31	0.40	0.68	0.90
Oil flow rate	l/min		30	57	76	114	151
Max. operating pressure	bar		150	150	150	150	150
Oil flow rate (rotation)	l/min		-	25	25	25	25
Max. operating pressure (rotation)	bar		-	320	320	320	320

¹⁾Weights apply to standard carriers only. Any variances must be agreed with Epiroc and/or the carrier manufacturer prior to attachment.

²⁾ Attachment with average-sized adapter plate.

³⁾ Drainage line required



Our low-noise Hydraulic Compactors work quickly, are simple to operate and make positioning easy.

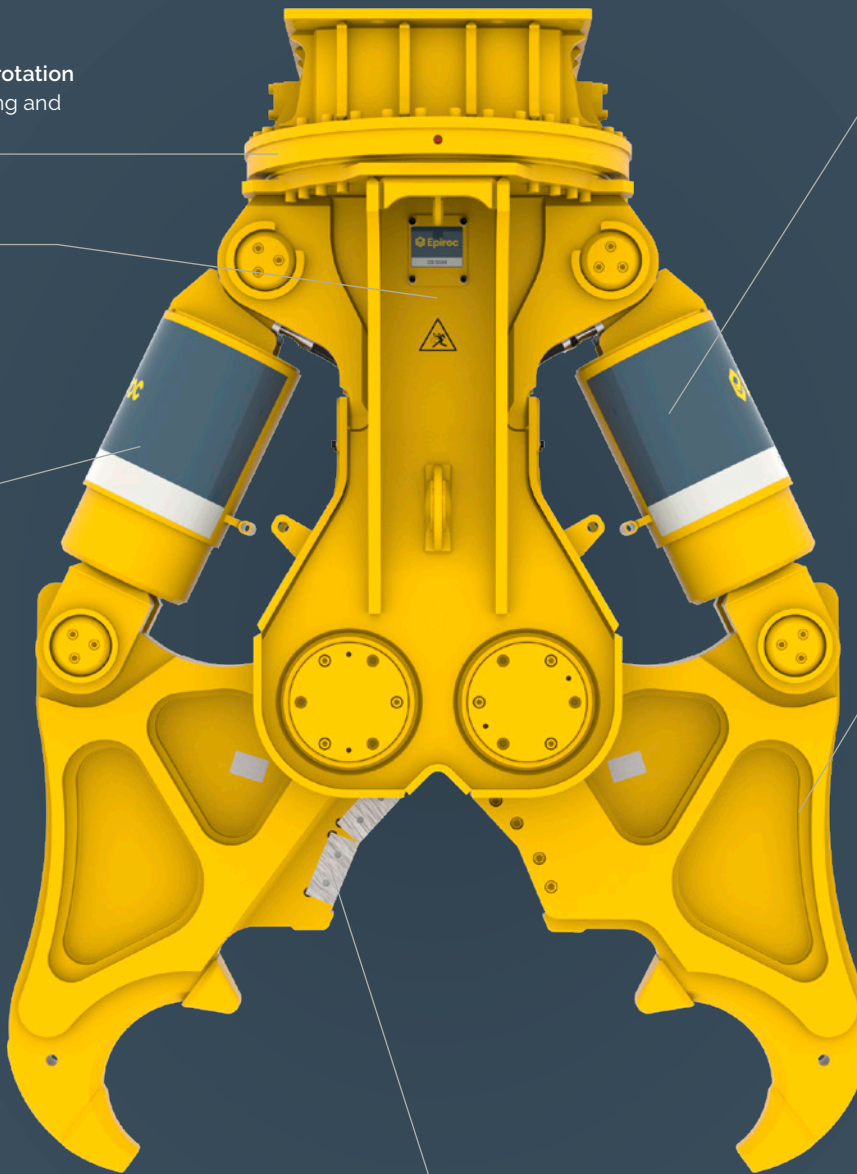
When the demand is high

Our Concrete Busters are perfectly designed for primary demolition of wide reinforced concrete structures.

360° endless **hydraulic rotation** allows optimal positioning and precise handling.

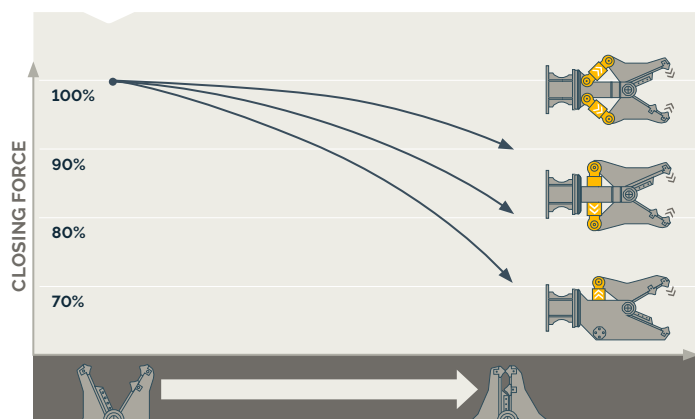
Faster working cycles thanks to the integrated **speed valve**.

Full hydraulic cylinder protection thanks to the **piston rod guards**.

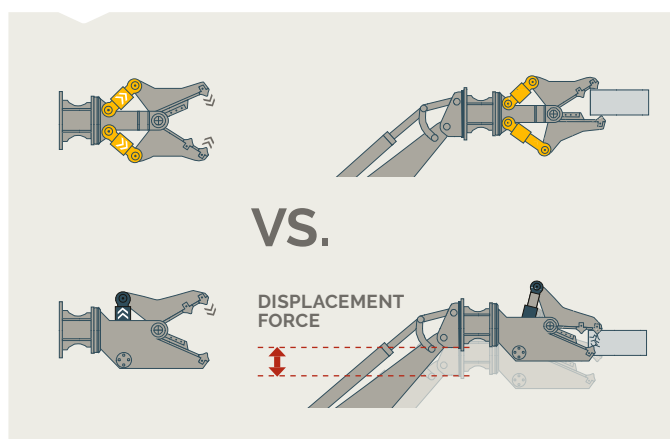


Cutting blades are both replaceable and reversible.

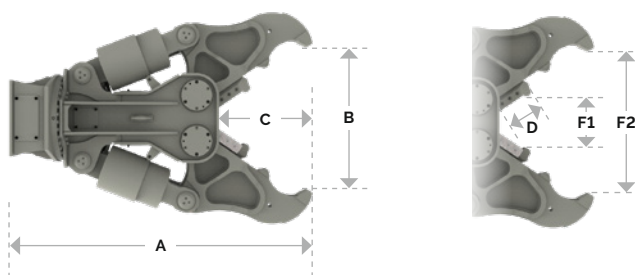
Two powerful hydraulic cylinders deliver virtually constant closing force for high productivity.



Two independently moving jaws eliminate displacement force, thus lowering stress levels.



The lightweight Concrete Busters are ideal for high reach deconstruction. Perfect for demolition sites in residential areas.



CB range		CB 350	CB 750	CB 950	CB 2500	CB 4500	CB 5500	CB 7500
Carrier weight class ¹⁾	t	2-8	7-14	12-20	20-35	40-55	50-65	70-85
Service weight ²⁾	kg	320	730	940	2,600	4,500	5,500	7,400
Product weight	kg	290	617	794	2,370	4,150	5,050	6,750
A	mm	907	1,374	1,700	2,260	2,650	2,950	3,300
B	mm	380	480	680	1,100	1,400	1,600	1,800
C	mm	219	269	324	750	810	1,060	1,120
D	mm	90	140	140	240	280	350	350
F1	t	199	236	312	360	400	690	960
F2	t	53	57	89	100	130	150	190
Cycle time (opening/closing)	sec	3.8/3.0	3.4/2.6	5.8/5.0	3.8/2.8	3.6/2.6	4.1/3.5	4.8/4.7
Oil flow rate (opening & closing)	l/min	50-90	90-180	90-180	150-250	300-400	350-450	550
Max. operating pressure (opening & closing)	bar	300	350	350	350	350	350	350
Oil flow rate (rotation)	l/min	5-10	20-25	20-25	35-50	50	50	50
Max. operating pressure (rotation)	bar	170	210	210	170	115	115	115

¹⁾ Weights apply to standard carriers only. Any variances must be agreed with Epiroc and/or the carrier manufacturer prior to attachment.

²⁾ Attachment with average-sized adapter plate.

Cutting edge

Our multi-purpose Combi Cutters with various jaw type options can be used flexibly in primary demolition and secondary reduction of concrete structures as well as cutting steel structures at demolition sites.

360° endless **hydraulic rotation** allows optimal positioning and precise handling.

Faster working cycles thanks to the integrated **speed valve**.

Full hydraulic cylinder protection thanks to the **piston rod guards**.

CAPS, the Coupling and Positioning System, makes it easy to switch jaw types on site to suit the work in hand.

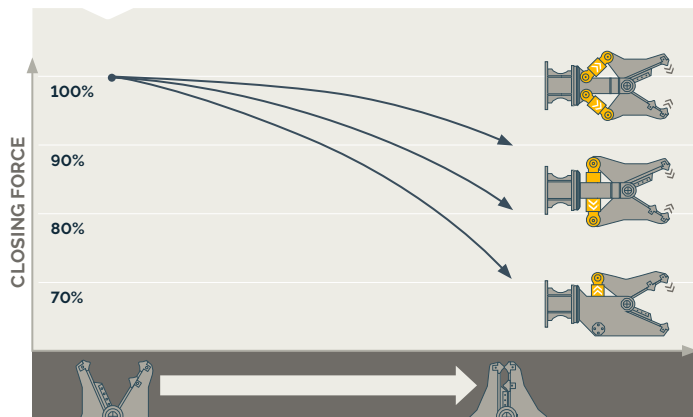


Crushing teeth of U- and P-version are replaceable.

Cutting blades of the U-, S- and P-versions are both replaceable and reversible.



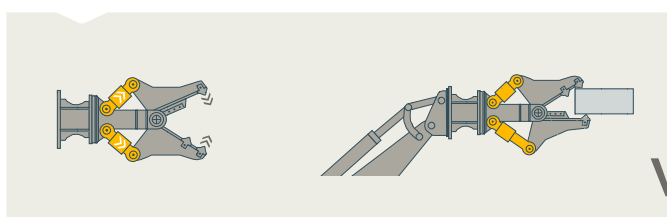
Two powerful hydraulic cylinders deliver virtually constant closing force for high productivity.



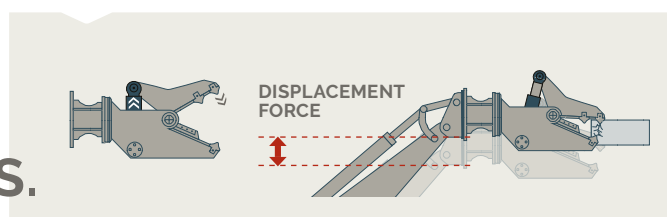
Our highly dependable and versatile Combi Cutters feature two powerful hydraulic cylinders for superior productivity.



Two independently moving jaws eliminate displacement force, thus lowering stress levels.



VS.



CC range

Carrier weight class ¹⁾

Universal version (U)



		CC 1600	CC 2300	CC 3100	CC 3700	CC 5000	CC 7000
Service weight ²⁾	kg	1,600	2,300	3,100	3,700	5,050	7,100
Product weight	kg	1,425	2,150	2,880	3,400	4,730	6,450
A	mm	1,862	2,159	2,341	2,420	2,960	3,100
B	mm	700	750	870	1,000	1,300	1,400
C	mm	490	660	700	765	1,090	1,150
D	mm	350	350	350	525	525	525
F1	t	197	257	430	510	620	830
F2	t	57	70	104	126	155	180

Steel cutting version (S)



		CC 1600	CC 2300	CC 3100	CC 3700	CC 5000	CC 7000
Service weight ²⁾	kg	1,540	2,100	2,850	3,400	4,830	6,750
Product weight	kg	1,340	1,950	2,635	3,110	4,510	6,000
A	mm	1,786	1,983	2,059	2,320	2,800	2,930
B	mm	380	415	400	440	720	750
C	mm	385	485	465	625	865	900
D	mm	380	380	380	525	875	875
F1	t	197	294	430	510	620	830
F2	t	61	87	145	147	198	205

Pulverizer version (P)



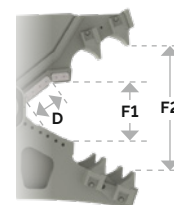
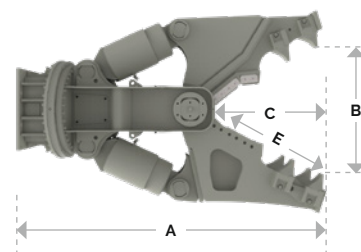
		CC 1600	CC 2300	CC 3100	CC 3700	CC 5000	CC 7000
Service weight ²⁾	kg	-	2,600	3,450	4,300	-	-
Product weight	kg	-	2,460	3,250	3,975	-	-
A	mm	-	2,110	2,265	2,390	-	-
B	mm	-	747	832	960	-	-
C	mm	-	605	643	692	-	-
D	mm	-	140	140	190	-	-
E	mm	-	720	765	852	-	-
F1	t	-	294	430	510	-	-
F2	t	-	71	112	129	-	-

Universal (U), Steel cutting (S) & Pulverizer (P) version

Cycle time (opening/closing)	sec	17/16	17/16	31/29	30/28	37/32	37/37
Oil flow rate	l/min	150-250	150-250	150-250	220-350	350-450	450-550
Max. operating pressure	bar	350	350	350	350	350	350
Oil flow rate	l/min	35-50	35-50	35-50	35-50	45-55	45-55
Max. operating pressure	bar	170	170	170	170	115	115

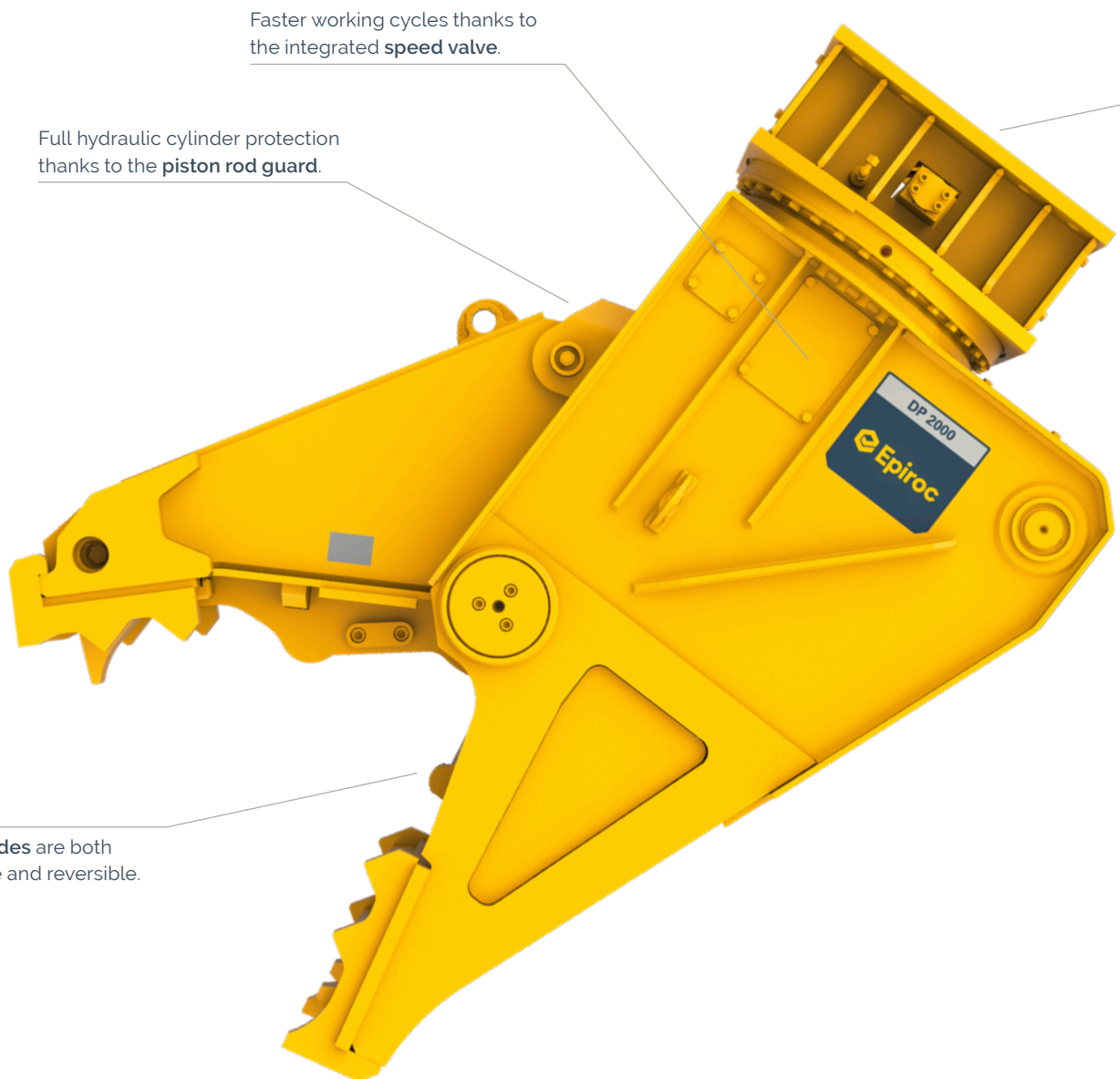
¹⁾Weights apply to standard carriers only. Any variances must be agreed with Epiroc and/or the carrier manufacturer prior to attachment.

²⁾ Attachment with average-sized adapter plate.



Levelling the working field

The straight design of the Demolition Pulverizer makes it optimally suited for primary demolition and secondary reduction of non-reinforced and reinforced concrete structures.



Faster working cycles thanks to the integrated **speed valve**.

Full hydraulic cylinder protection thanks to the **piston rod guard**.

Cutting blades are both replaceable and reversible.

360° endless **hydraulic rotation** allows optimal positioning and precise handling.

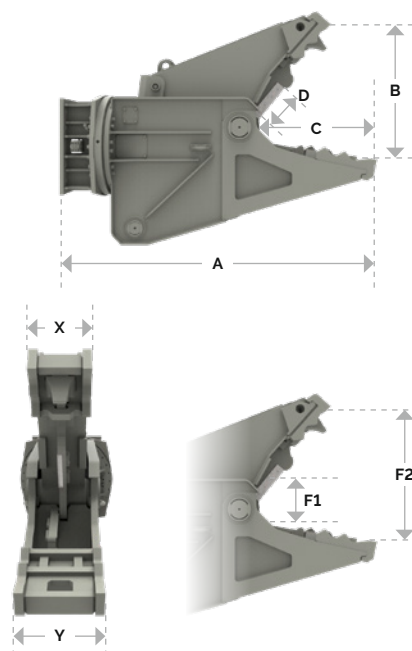


Long-term use is guaranteed by the extremely robust design of the Demolition Pulverizers. Wear parts are also easily replaced on-site.

DP range		DP 2000	DP 2800
Carrier weight class ¹⁾	t	18–27	25–35
Service weight ²⁾	kg	2,130	2,930
Product weight	kg	1,990	2,715
A	mm	2,320	2,550
B	mm	820	1,000
C	mm	650	750
D	mm	190	350
X	mm	340	340
Y	mm	490	500
F1	t	265	320
F2	t	85	100
Cycle time (opening/closing)	sec	4.0/4.0	4.0/4.0
Oil flow rate (opening & closing)	l/min	150–250	250–350
Max. operating pressure (opening & closing)	bar	350	350
Oil flow rate (rotation)	l/min	35–50	35–50
Max. operating pressure (rotation)	bar	170	170

¹⁾ Weights apply to standard carriers only. Any variances must be agreed with Epiroc and/or the carrier manufacturer prior to attachment.

²⁾ Attachment with average-sized adapter plate.



A versatile shape-shifter

The cleverly-angled Bulk Pulverizers efficiently separate rebar from concrete in the secondary reduction stage.


Optional 360° endless **hydraulic rotation** allows optimal positioning and precise handling.

Faster working cycles thanks to the integrated **speed valve**.

Full hydraulic cylinder protection thanks to the **piston rod guard**.

Tooth plate is replaceable for easy maintenance.

Cutting blades are both replaceable and reversible.



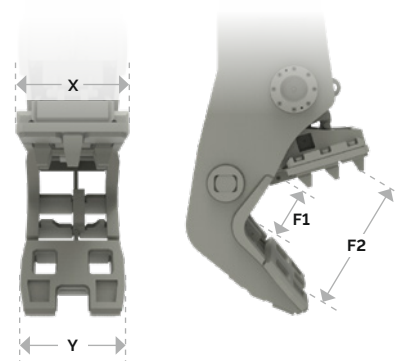
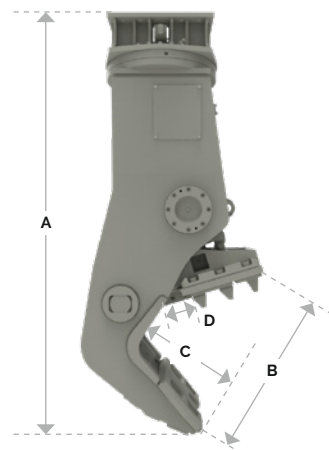


The Bulk Pulverizers' smart design also makes them ideal for primary demolition of ceilings and walls.

BP range		BP 2050	BP 3050
Static version			
Carrier weight class ¹⁾	t	18–27	25–40
Service weight ²⁾	kg	2,090	3,100
Product weight	kg	1,890	2,750
A	mm	2,240	2,590
B	mm	875	1,020
C	mm	610	650
D	mm	190	190
X	mm	430	590
Y	mm	550	650
Rotating version			
Carrier weight class ¹⁾	t	22–27	30–40
Service weight ²⁾	kg	2,560	3,790
Product weight	kg	2,360	3,440
A	mm	2,630	2,990
B	mm	875	1,020
C	mm	610	650
D	mm	190	190
X	mm	430	590
Y	mm	550	650
Static and rotating version			
F1	t	290	365
F2	t	90	115
Cycle time (opening/closing)	sec	2.9/2.5	2.7/2.7
Oil flow rate (opening & closing)	l/min	150–250	250–350
Max. operating pressure (opening & closing)	bar	350	350
Oil flow rate (rotation)	l/min	35–50	35–50
Max. operating pressure (rotation)	bar	170	170

¹⁾ Weights apply to standard carriers only. Any variances must be agreed with Epiroc and/or the carrier manufacturer prior to attachment.

²⁾ Attachment with average-sized adapter plate.



Turn up the volume

Our Multi Grapples are ideal for loading and sorting various materials as well as demolishing wooden and masonry structures.

Removable **rotation unit** to allow proper use with tiltrotators (MG 1000).

360° endless **hydraulic rotation** allows optimal positioning and precise handling.

Integrated **mechanical stop** to reduce load on cylinders.

Solid **perforated shells** provide excellent visibility during operations.

Optional **tooth blades** for block and stone handling (MG 400–1500).

MG range		MG 100	MG 200	MG 300	MG 400	MG 500	MG 800	MG 1000
Carrier weight class ¹⁾	t	0.7–1.2	1.2–3	2–5	4–8	5–9	10–16	12–20
Service weight (rotating version) ²⁾	kg	80	180	285	445	465	900	1.160
Product weight (rotating version)	kg	67	153	260	380	400	776	966
Product weight (static version)	kg	–	–	–	372	394	675	906
A	mm	620	651	750	892	892	1.130	1.275
B	mm	600	841	1.157	1.480	1.585	1.747	1.900
C	mm	310	450	500	603	705	800	810
D	mm	–	–	–	755	755	842	991
F1	t	0.6	1.5	2.0	2.3	2.4	3.8	4.6
Loading volume	m ³	0.02	0.05	0.11	0.21	0.25	0.35	0.49
Oil flow rate (opening & closing)	l/min	15	25	35	40	35–50	70–100	85–120
Max. operating pressure (opening & closing)	bar	300	300	300	300	300	350	350
Oil flow rate (rotation)	l/min	3–5	5–10	5–10	10–15	10–15	20–25	20–25
Max. operating pressure (rotation)	bar	170	170	170	170	170	170	170



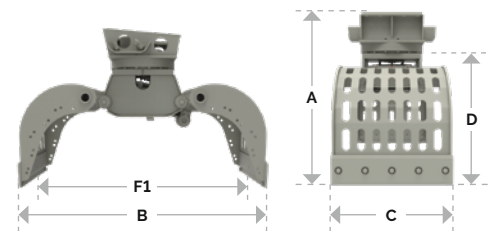
Our Multi Grapples handle any material with utmost precision. They deliver a steady grip and virtually constant closing force.

Cutting blades are both replaceable and reversible.

Optional bolt-on side plates for handling fine-grained material and debris (MG 400–1500).



Possible to switch from rotation to non-rotation or converse.



MG range

		MG 1500	MG 1800	MG 2300	MG 2700	MG 3000	MG 5000
Carrier weight class ¹⁾	t	16–24	20–28	25–38	28–50	35–50	45–100
Service weight (rotating version) ²⁾	kg	1,670	1,750	2,260	2,800	3,265	5,700
Product weight (rotating version)	kg	1,480	1,600	1,996	2,545	3,000	5,000
Product weight (static version)	kg	1,336	–	–	–	–	–
A	mm	1,478	1,478	1,448	1,651	1,800	2,000
B	mm	2,014	2,014	2,255	2,246	2,460	3,000
C	mm	1,030	1,210	1,210	1,220	1,500	1,500
D	mm	1,130	–	–	–	–	–
F1	t	6.8	6.8	8.0	9.0	9.0	13.0
Loading volume	m ³	0.73	0.86	0.88	0.92	1.30	1.60
Oil flow rate (opening & closing)	l/min	120–170	150–170	160–180	180–200	180–200	280–300
Max. operating pressure (opening & closing)	bar	350	350	350	350	350	350
Oil flow rate (rotation)	l/min	30–35	30–35	30–35	30–35	30–35	50–60
Max. operating pressure (rotation)	bar	170	170	170	170	210	210


¹⁾ Weights apply to standard carriers only. Any variances must be agreed with Epiroc and/or the carrier manufacturer prior to attachment.

²⁾ Attachment with average-sized adapter plate.


Cut to the chase

Steel Cutters are ideal for cutting steel structures at demolition sites or recycling metal girders, sheets and cables at scrap yards.

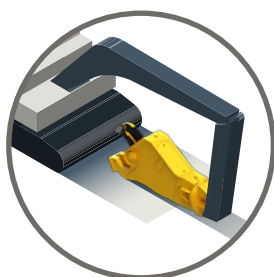




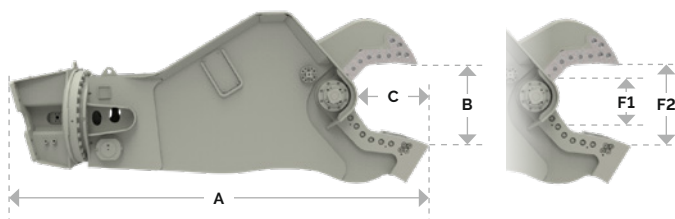
By forcing the material to where the cutter exerts the greatest force, the optimally-shaped jaw cuts through steel easily, no matter the size.



Boom-mounted
2nd member



Stick-mounted
3rd member



SC range		SC 270	SC 600	SC 2500	SC 3600	SC 4500 ³⁾	SC 6200 ³⁾	SC 8300 ³⁾
Carrier weight class – boom mounted ¹⁾	t	2-4	4-6	16-30	20-38	25-55	30-55	45-65
Carrier weight class – stick mounted ¹⁾	t	4-6	6-9	21-35	32-50	38-60	50-75	65-110
Static version								
Service weight ²⁾	kg	-	-	2,550	3,830	4,480	6,460	8,310
Product weight	kg	-	-	2,300	3,390	4,037	5,780	7,500
A	mm	-	-	2,235	2,880	3,220	3,555	4,230
B	mm	-	-	445	607	750	782	947
C	mm	-	-	416	544	625	701	903
Rotating version								
Service weight ²⁾	kg	380	650	2,750	4,030	4,880	6,860	9,060
Product weight	kg	340	570	2,500	3,590	4,440	6,180	8,250
A	mm	1,350	1,900	2,596	3,106	3,568	3,903	4,730
B	mm	195	290	445	607	750	782	947
C	mm	200	290	416	544	625	701	903
Static and rotating version								
F1	t	102	138	532	664	813	955	1,338
F2	t	36	46	130	156	168	201	242
Cycle time (opening/closing)	sec	2.0/2.8	1.8/2.4	2.9/3.1	2.8/2.2	3.6/2.9	5.3/3.5	4.9/3.2
Oil flow rate (opening & closing)	l/min	100	120	240	450	450	450	750
Max. operating pressure (opening & closing)	bar	250	300	350	350	350	350	350
Oil flow rate (rotation)	l/min	15	20	50	50	50	50	50
Max. operating pressure (rotation)	bar	100	100	170	170	170	170	170

¹⁾ Weights apply to standard carriers only. Any variances must be agreed with Epiroc and/or the carrier manufacturer prior to attachment.

²⁾ Attachment with average-sized adapter plate.

³⁾ Drainage line required

Waste no time

Hydro Magnets are the best way to pick up valuable scrap metal on-site and turn it into profit. They also protect the workforce and equipment by keeping the ground clear and safe.



Magnetization can be operated either hydraulically or electrically by **radio remote control**.

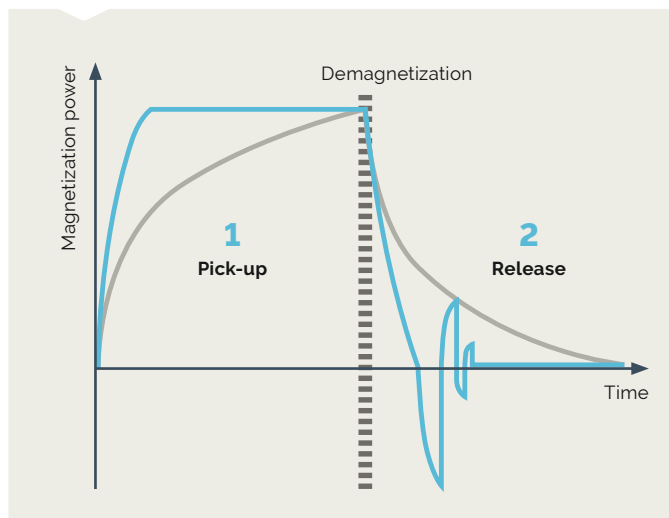
Integrated **LED status display** allows constant monitoring of the operating conditions.



Fixed magnet plate for demolition and construction sites and **movable magnet plate** with chain connector for mass loading at scrap yards.



Built-in **generator with advanced control technology** provides faster material pick-up by a quick magnetization with impulse excitation and material release by automatic demagnetization with counter voltage and sequence pulsation.



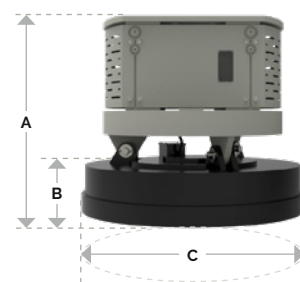
Easy installation makes the Hydro Magnets ideal for demolition sites, scrap yards and recycling facilities.

HM range		HM 1500 ³⁾	HM 2000 ³⁾
Carrier weight class ¹⁾	t	12–30	15–45
Service weight ²⁾	kg	1,550	2,000
Product weight	kg	1,360	1,650
A (Fixed/movable version)	mm	1,025/1,580	1,050/1,605
B	mm	280	305
C	mm	1,060	1,250
Generator power	kW	13	13
Magnet power	kW	6	9
Tearing force	t	11.5	15.0
Maximum load	t	5.8	7.5
Oil flow rate (generator activation)	L/min	90–250	90–250
Max. operating pressure (generator activation)	bar	350	350
Oil flow rate (magnet plate activation)	L/min	20	20
Max. operating pressure (magnet plate activation)	bar	50	50

¹⁾ Weights apply to standard carriers only. Any variances must be agreed with Epiroc and/or the carrier manufacturer prior to attachment.

²⁾ Attachment with average-sized adapter plate.

³⁾ Drainage line required




A crush at work

Our Bucket Crushers make easy work of concrete debris, rubble, masonry, asphalt, natural stone and rock by crushing the material on site.

The internal **timing belt transmission**, driven by **two powerful hydraulic motors**, has a narrower design and enables a reversible running direction to remove jammed material.

Quick grain size adjustment without special tools thanks to an intuitive system.



BC 2100
Grain sizes 20/40/60/90 mm



BC 2500/BC 3700/BC 5300
Grain sizes 20/45/70/95/125/150 mm

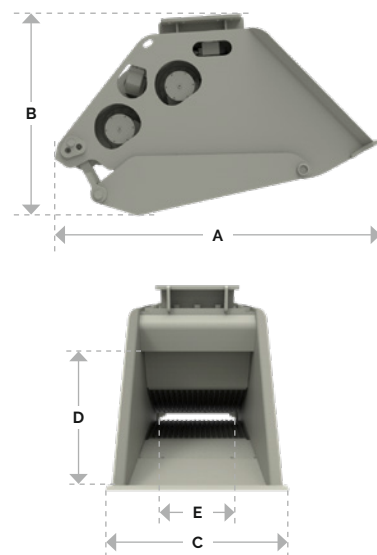


To increase throughput, a **moving sliding plate** continuously guides material to the crushing jaw.

Crushing jaw plates can be easily replaced on-site.



Our Bucket Crushers combine low maintenance and high performance. On-site crushing also means less transportation and dumpsite costs.



BC range		BC 2100 ³⁾	BC 2500 ³⁾	BC 3700 ³⁾	BC 5300 ³⁾
Carrier weight class ¹⁾	t	18–28	22–30	28–38	35–54
Service weight ²⁾	kg	2,250	2,870	4,290	6,050
Product weight	kg	2,120	2,670	4,000	5,700
A	mm	2,046	2,465	2,575	2,829
B	mm	1,311	1,500	1,600	1,700
C	mm	930	900	1,076	1,285
D	mm	400	420	420	465
E	mm	730	730	900	1,100
Loading volume	m ³	0.5	0.8	1.0	1.2
Oil flow rate	l/min	140–160	160–180	180–200	300
Max. operating pressure	bar	250	250	250	320

¹⁾ Weights apply to standard carriers only. Any variances must be agreed with Epiroc and/or the carrier manufacturer prior to attachment.

²⁾ Attachment with average-sized adapter plate.

³⁾ Drainage line required


Sort it out on-site

Sort and separate rocks, crushed concrete and recycling material with speed and precision using our high-performance Bucket Screeners.



The internal **timing belt transmission**, driven by a powerful hydraulic motor, allows the use of a **large main roller bearing** and optimizes productivity.

The **large hopper capacity** enables maximum intake and thus a constant feeding with material.

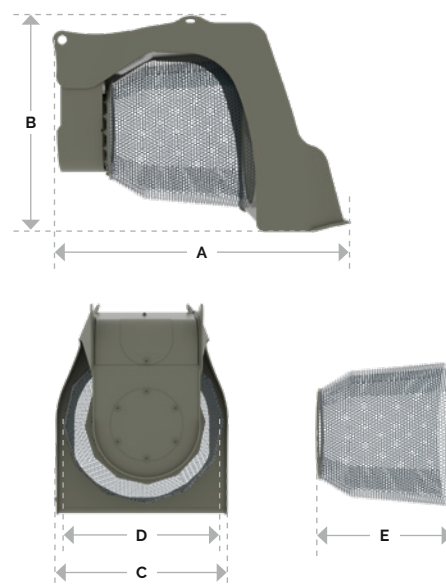
Extra large **dodecagonal baskets** and **hexagonal profile of the screening mesh** enables efficient material screening.



The use of **special wear resistant steel** guarantees highest durability even under the harshest conditions



Stackable screening baskets
with different mesh sizes:
20/30/40/50/60 and 80 mm



BS range		BS 1600	BS 2200
Carrier weight class ¹⁾	t	18–25	24–38
Service weight ²⁾	kg	1,710	2,450
Product weight	kg	1,550	2,200
A	mm	2,500	2,800
B	mm	1,700	2,000
C	mm	1,610	1,890
D	mm	1,300	1,600
E	mm	1,230	1,425
Loading volume	m ³	1.5	3
Oil flow rate	l/min	160–180	180–200
Max. operating pressure	bar	200	250

¹⁾ Weights apply to standard carriers only. Any variances must be agreed with Epiroc and/or the carrier manufacturer prior to attachment.

²⁾ Attachment with average-sized adapter plate.

 facebook.com/epirocdemolition

 facebook.com/epirocgroup

 twitter.com/epirocgroup

 instagram.com/epirocgroup

 linkedin.com/company/epiroc

United in performance. Inspired by innovation.

Performance unites us, innovation inspires us, and commitment drives us to keep moving forward. Count on Epiroc to deliver the solutions you need to succeed today and the technology to lead tomorrow.
epiroc.com

